


FRINGE

LAYOUT SUGGESTIONS BY
MICHAEL ANASTASSIADES



Mutina

FRINGE

MICHAEL ANASTASSIADES

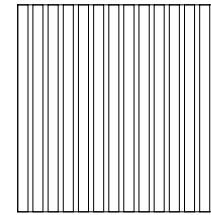
Fringe è caratterizzata da un pattern di segmenti paralleli incisi direttamente sulla superficie. Gli elementi, disponibili in un singolo formato di 12,3x12,3 cm, sono declinati in due varianti: Thin, con segmenti di 6 mm, e Bold, con segmenti di 15 mm. I moduli possono essere utilizzati singolarmente o mixati tra loro, intrecciando e cambiandone l'orientamento per creare soluzioni sempre più dinamiche e creative.

Fringe is characterised by a pattern of parallel segments directly engraved onto the surface. The elements, available in a single size of 12,3x12,3 cm, are declined in two variants: Thin, with segments of 6 mm, and Bold, with segments of 15 mm. The modules can be used individually or mixed together, intertwining or changing the orientation to develop ever more dynamic and creative solutions.

GENERAL INFORMATION

material: unglazed and rectified porcelain stoneware
nominal sizes: 12,3·12,3 cm (5"·5")
thickness: 12 mm

THIN

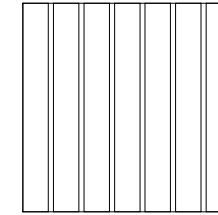


12,3·12,3 cm
5"·5"



section

BOLD



12,3·12,3 cm
5"·5"



section

SUGGESTED GROUTS

Per ottenere un risultato estetico ottimale e mantenere la modularità, si suggerisce di posare gli elementi con una fuga di 3 mm. Consigliamo l'uso di stucco epossidico, per garantire stabilità cromatica nel tempo e resistenza all'usura. La resa finale del prodotto è sensibilmente diversa a seconda della colorazione di stucco utilizzato, in tono o a contrasto.



Per maggiori informazioni riguardo la palette colori degli stucchi, si prega di contattare il nostro servizio clienti:
customerservice@mutina.it



To obtain the best aesthetic result and maintaining the modularity, we recommend to lay the elements with a joint of 3 mm. We advise the use of epoxy grout to guarantee great chromatic stability over time and resistance to wear. Depending on the colour of the used grout, in tone or in contrast, the end result changes significantly.

For more info regarding the grouts and their colour palette, please contact our customer care department:
customerservice@mutina.it

POSA 1A



Thin 100%







POSA 2A

Thin 100%





POSA 2B

Bold 100%





POSA 3A

Thin 100%




POSA 3B

Bold 100%





POSA 4

Thin 50%




Bold 50%





POSA 5

Thin 50%




Bold 50%

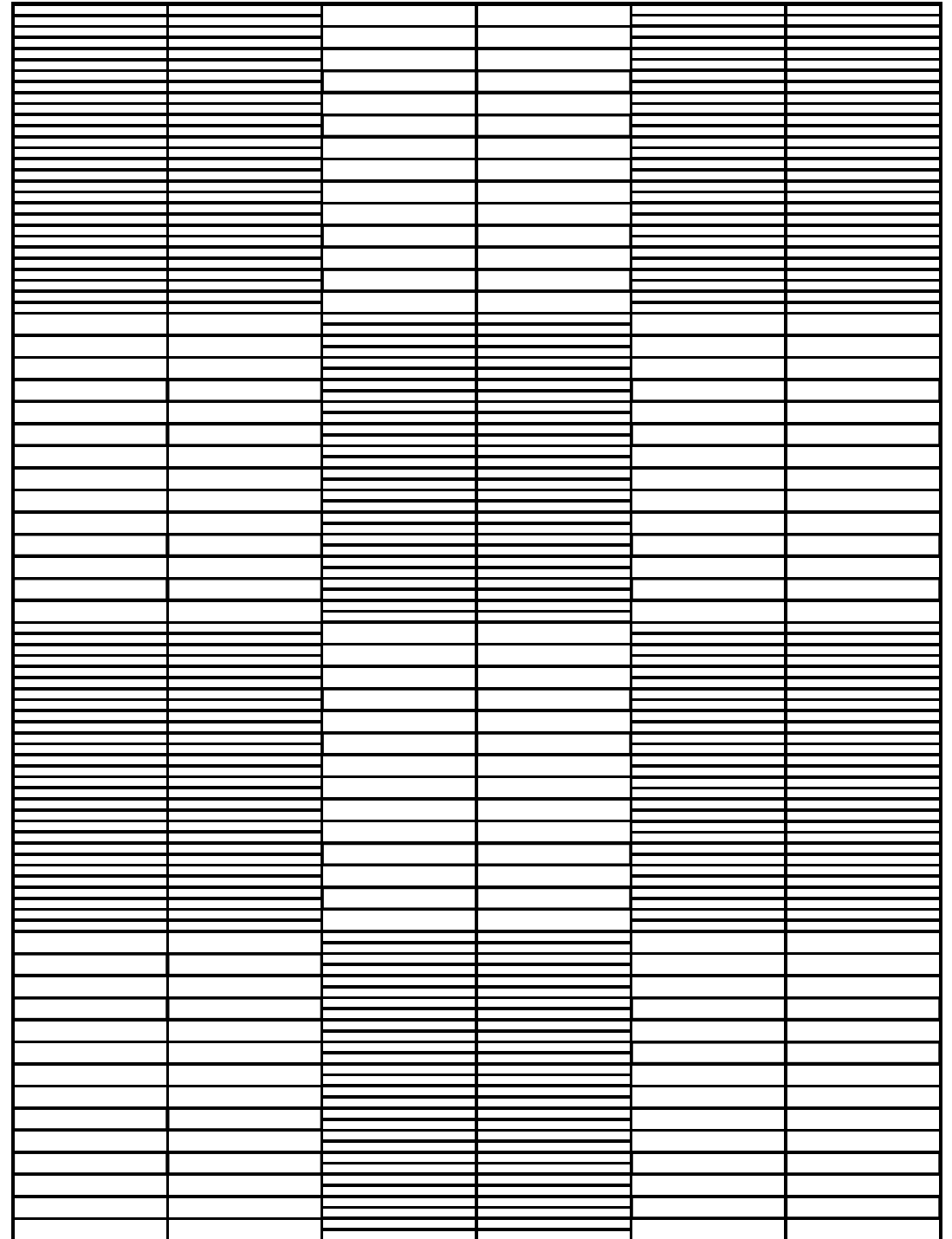



POSA 6

Thin 50%




Bold 50%

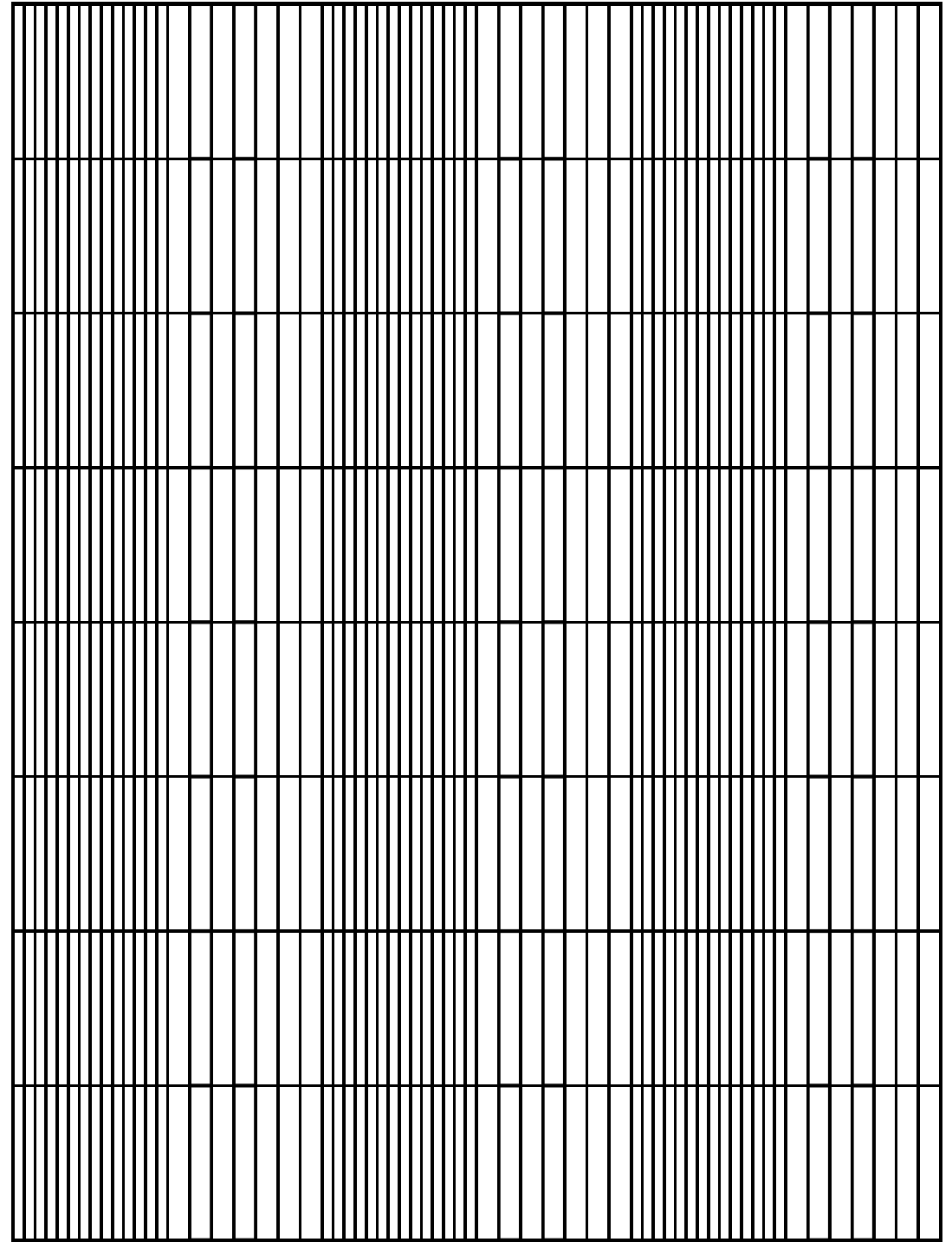



POSA 7

Thin 50%




Bold 50%

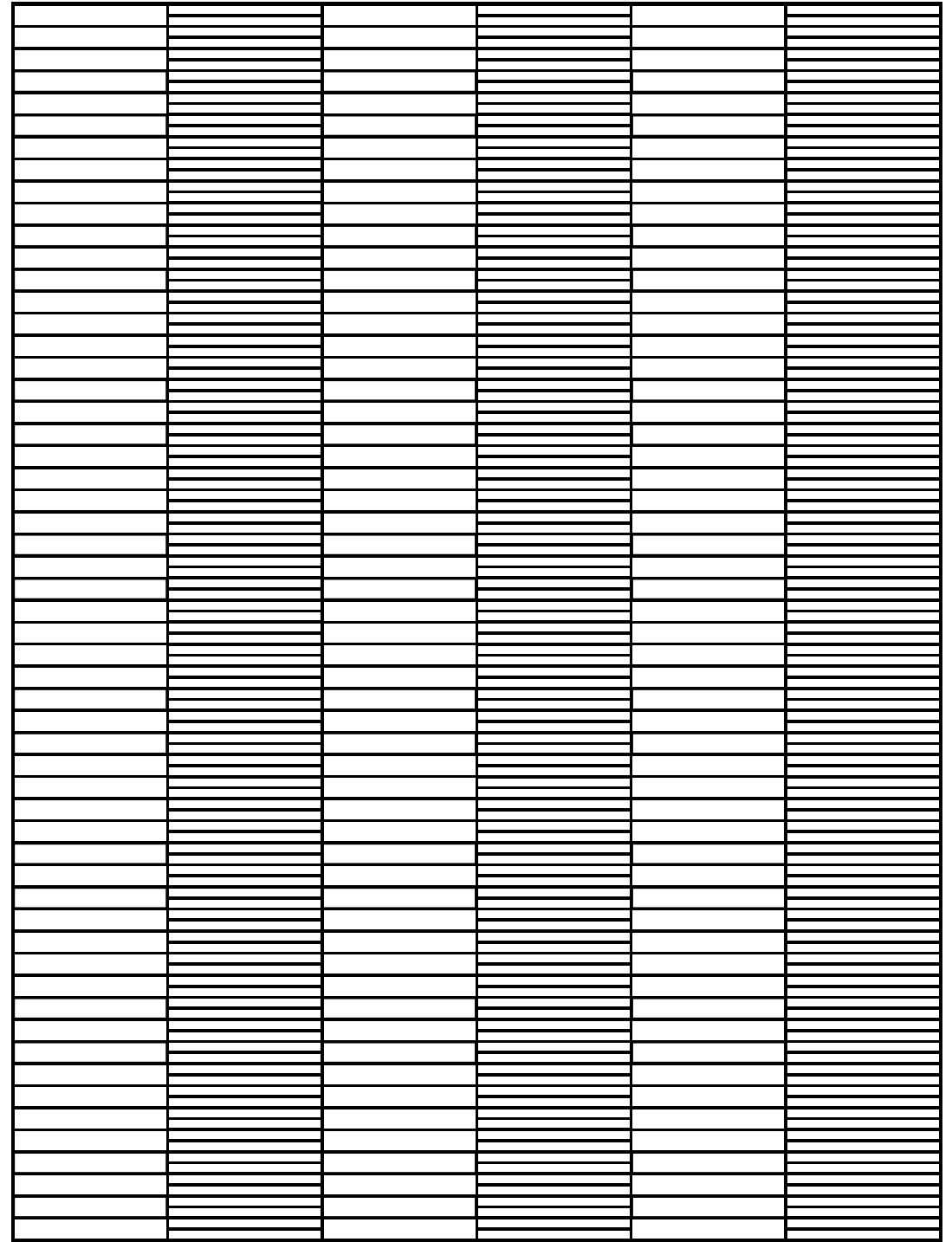



POSA 8

Thin 50%




Bold 50%





POSA 9


Thin 67%



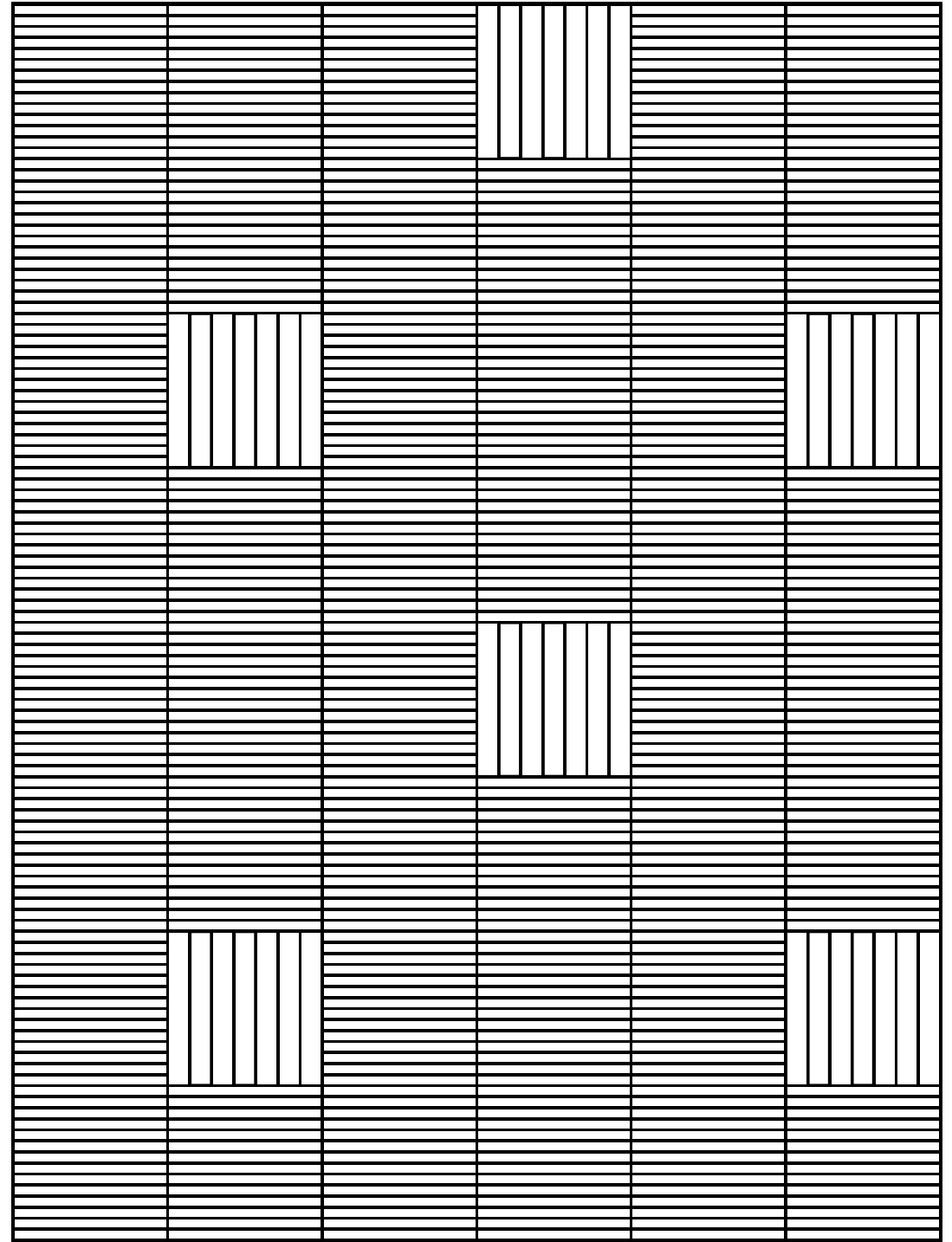

Bold 33%




Thin 87,5%





Bold 12,5%




Thin 25%





Bold 75%




Thin 75%



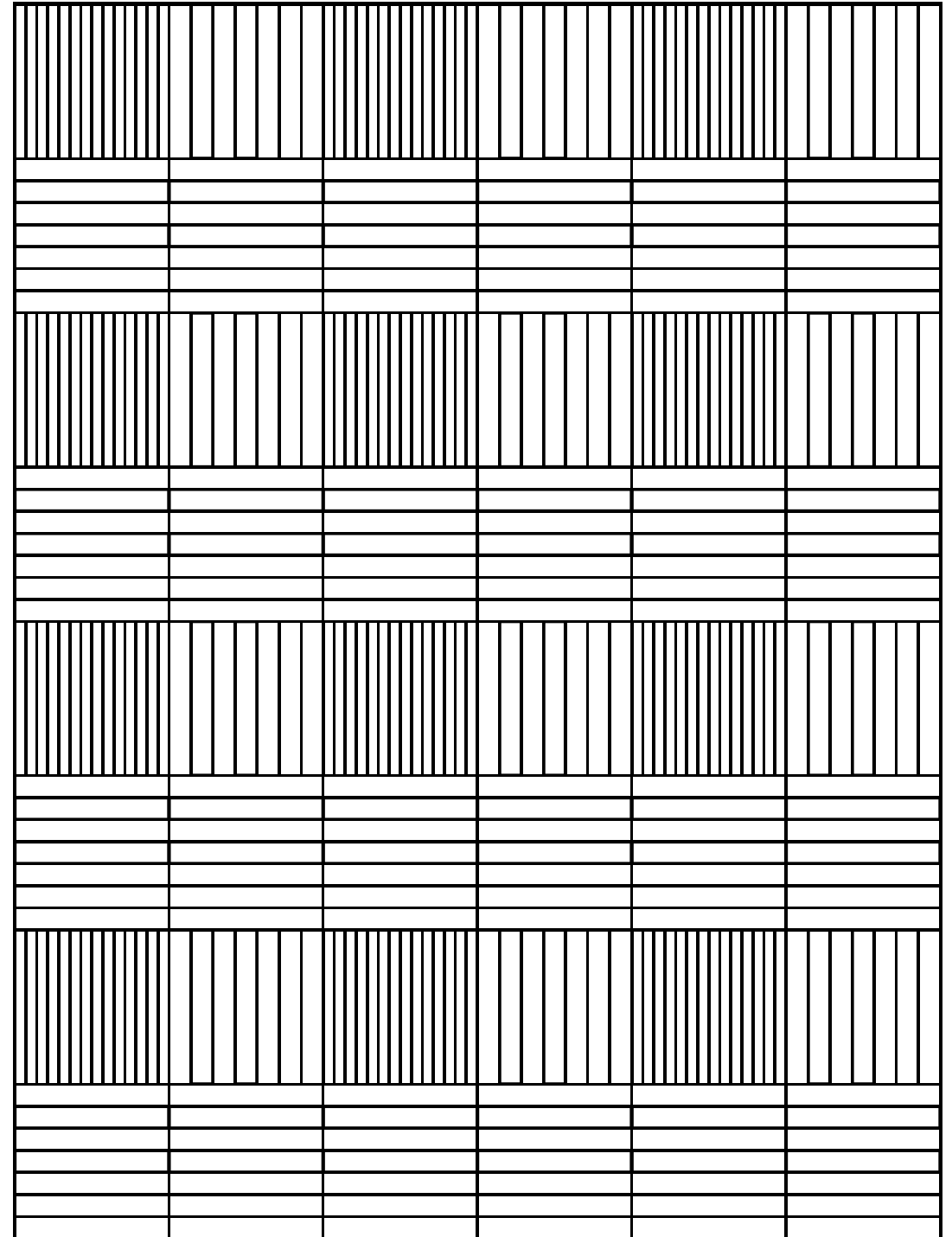

Bold 25%




Thin 25%



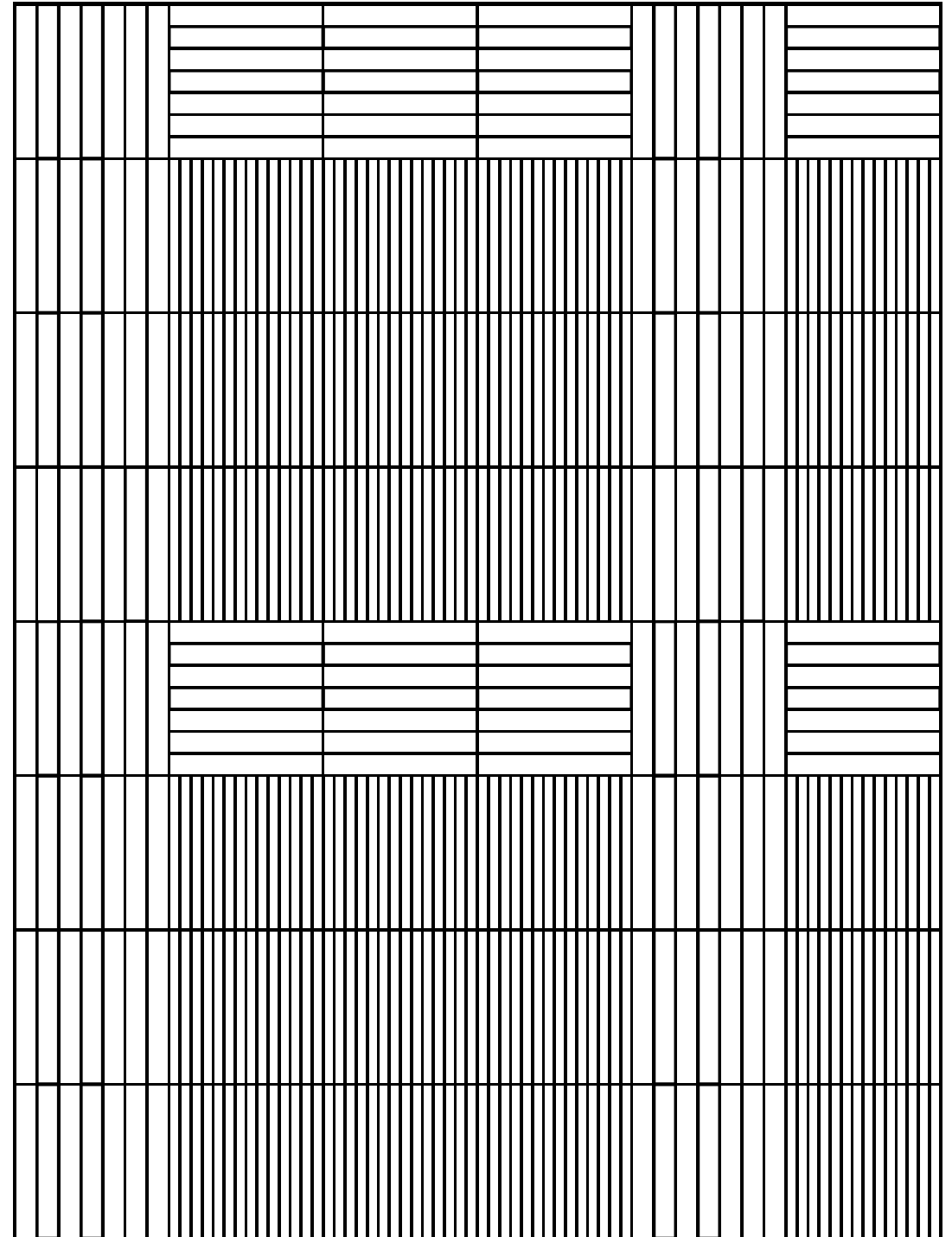

Bold 75%




Thin 50%





Bold 50%




Thin 90%





Bold 10%



Thin 42%



Bold 58%



“Mi è sempre piaciuto il modo in cui gli interni open space permettono a diverse funzioni di svolgersi in più layout. Eppure, lo spazio sembra sempre dividersi autonomamente e naturalmente in aree definite, a seconda di quello che succede sul pavimento. È come se le azioni si svolgessero su una serie di tappeti rettangolari combinati alla perfezione, ognuno con un motivo diverso, che delimitano il territorio per ognuna di loro. Il momento più interessante è quello in cui ti sposti da una a quella successiva, dove il passaggio è definito dalla frangia intorno al perimetro”.

“I always liked how open plan interiors allow for different functions to take place in multiple layouts. Yet, the space always seems to divide itself naturally in clearly defined areas, as a sequence of activities across the floor. You can imagine these taking place over a series of perfectly fitted rectangular carpets, each with a different pattern, marking a territory for each act. The most interesting moment is the point when you move from one to the next, the act to follow defined by the fringe around the borders.”

Michael Anastassiades



